

KAM[®] ATD AUTOMATED TANK DEWATERING WITH THE KAM[®] OWD[®] SENSOR

The build up of water levels in hydrocarbon storage tanks is an unfortunate and expensive inevitability, reducing storage capacity and corroding tank interiors. Manually discharging accumulated water results in the loss of some hydrocarbons through the draw-off line, in addition to significant cost and environmental liabilities.

Automated Tank Dewatering with the KAM[®] OWD[®] Oil Water Detector eliminates the loss of hydrocarbons in the water draw-off line while bringing repeatability, safety, and efficiency to the operation.

GREATER EFFICIENCY

- Creates repeatability in the dewatering operation
- Completely automates dewatering process
- Increases tank efficiency as water only accumulates in the drain sump
- Easily installs without having to drain tank

SAVES TIME AND MONEY

- Prevents Tank corrosion, especially on the floor plates
- Prevents costly tank shut downs
- Eliminates labor costs associated with manual operation
- Eliminates loss of hydrocarbons out the waste/draw-off line
- Helps you avoid shipping water

REDUCES ENVIRONMENTAL LIABILITIES

- Eliminates visual monitoring of waste/draw-off line
- Reduces the need for human site and chemical exposure
- Reduces risk of oil spills caused by fire and boiling water in the tank
- No hydrocarbons in the waste water; no associated environmental penalties

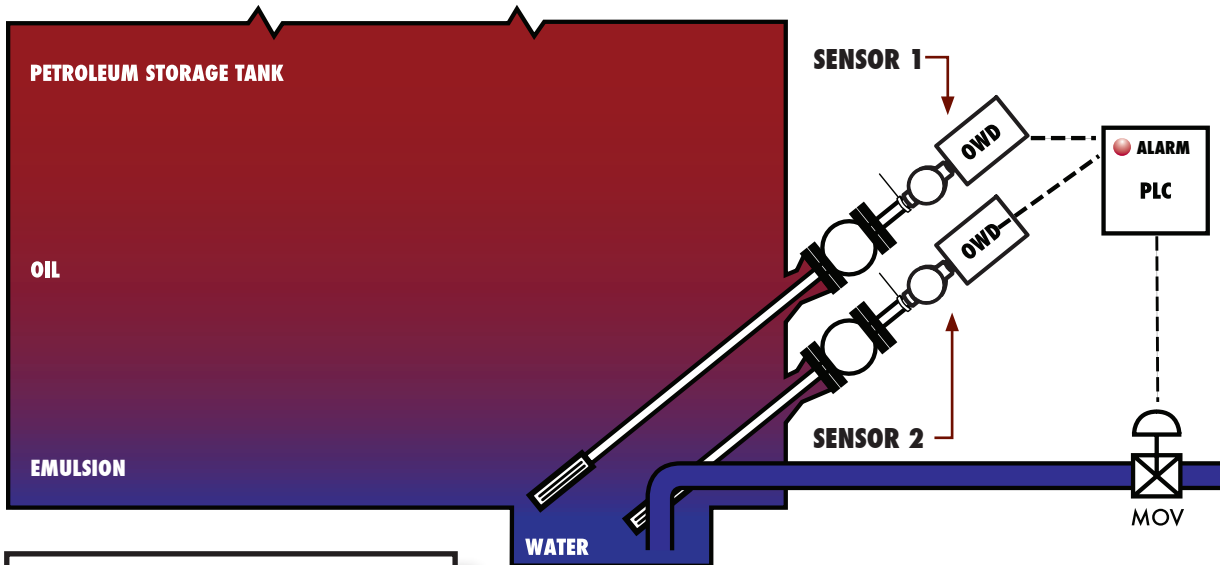
KAM[®] OWD[®] OIL WATER DETECTOR

- Patented 3-antenna design
- 1% of full scale accuracy
- Insertable model available with 2" MNPT seal housing or 2", 3", or 4" flanged seal housing
- All requisite electronics housed within unit and included in unit price
- No salinity offset required
- Automatic temperature correction



KAM® ATD AUTOMATED TANK DEWATERING WITH THE KAM® OWD® SENSOR

HOW AUTOMATED TANK DEWATERING WORKS:

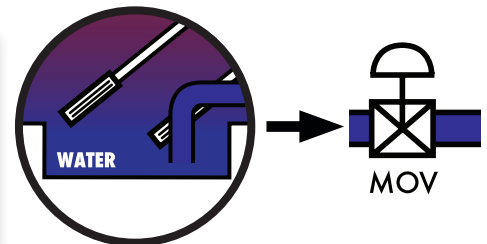


1

Two KAM® OWD™ sensors are inserted at an angle directly into the tank through full-opening ball valves.

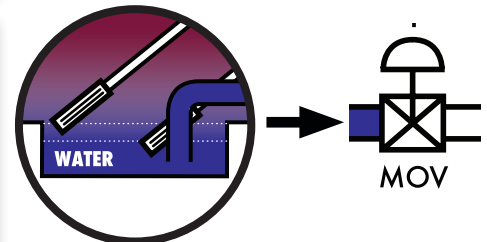
2

OWD™ Sensor 1 monitors water concentrations at or near the bottom of the tank. When concentrations reach a predetermined level, Sensor 1 triggers the opening of the MOV on the water draw-off line.



3

When water concentrations begin to decrease due to drainage, Sensor 1 triggers the closing of the MOV. Because the sensor is well above the entrance to the draw-off line, no oil emulsion ever drains from the tank.



4

In the rare case that Sensor 1 fails to trigger the shutting of the MOV as oil concentrations increase, Sensor 2 will trigger both an alarm and the closing of the MOV. Again, because the sensor is still above the entrance to the draw off line, no oil emulsion ever drains from the tank.

